

CBI books ABG in ₹22,842-cr bank fraud case

PRESS TRUST OF INDIA
New Delhi, February 12

In its biggest bank fraud case, the Central Bureau of Investigation has booked ABG Shipyard Ltd and its then Chairman and Managing Director Rishi Kamlesh Agarwal along with others for allegedly cheating a consortium of banks led by State Bank of India of over ₹22,842 crore, officials said Saturday.

Besides Agarwal, the agency has also named the then Executive Director Santhanam Muthaswamy, Directors Ashwini Kumar, Sushil Kumar Agarwal and Ravi Vimal Nevetia and another company ABG International Pvt Ltd for alleged offences of criminal conspiracy, cheating, criminal breach of trust and abuse of official position under the IPC and the Prevention of Corruption Act, they said.

The bank had first filed a complaint on November 8, 2019 on which the CBI had sought some clarifications on March 12, 2020.

The bank filed a fresh complaint in August that year. After "scrutinising" for over one and a half-year, the CBI acted on the complaint filing an FIR on February 7, 2022.

The company was sanctioned credit facilities from 28 banks and financial institutions with the SBI having exposure of ₹2,468.51 crore, they said.

The Forensic Audit has shown that between 2012-17, the accused colluded together and committed illegal activities including diversion of funds, misappropriation and criminal breach of trust, they said.

It is the biggest bank fraud case registered by the CBI.

Funds were used for purposes other than for which they were released by banks, it said.

Coal Ministry auctions 10 mines in 5 States

OUR BUREAU
New Delhi, February 12

The Coal Ministry said on Saturday that it has successfully auctioned 10 mines in five states in the latest round of coal auctions. While six mines were CMSP coal mines, the remaining four were MMDR coal mines. The combined coal reserves are estimated at 1,716.21 million tonnes (MT).

The auction of coal mines for commercial mining under the 13th tranche of the Coal Mines (Special Provisions) (CMSP) Act and third tranche of the Mines and Minerals (Development and Regulation) Act began on October 12 last year, the Ministry said in a statement.

"The total geological reserves for these mines are 1,716.21 MT. Nine coal mines are fully explored, while one mine is partially explored. The cumulative PRC (peak rate capacity) for these coal mines is 22.014 MT per annum (MTPA)," it added.

So far, under the commercial coal mining auction process, a total of 42 coal mines, including the above 10 coal mines auctioned in tranche 3, have been successfully auctioned with a total cumulative PRC of 86,404 MTPA, the Coal Ministry said.

The government had launched the actions for commercial coal mining in June 2020 under the CMSP Act and the MMDR Act.

'Fewer patients showed long Covid symptoms this time'

People with weak immunity, co-morbidities more at risk

MONIKA YADAV
New Delhi, February 12

Doctors have observed that a smaller section of people have shown symptoms of long Covid during the current wave as compared to those recovering from the earlier Delta wave.

Long Covid manifests in different ways including headache, breathlessness, throat pain, wet cough, fatigue, stuffy nose, anxiety etc. But in some patients it can take on a more serious nature, affecting the heart, kidney and even brain, say doctors and this is being seen to last from weeks after infection to a year or more.

In Mumbai, nearly 10 per cent of Covid patients have complained of long Covid symptoms, say doctors. Kirti Sabnis at Fortis Hospital (Mumbai) said immunocompromised people and those with multiple comorbidities show long Covid symptoms. "It is not necessarily linked with age," Sabnis told *BusinessLine*. "Most



Long Covid manifests in different ways including headache, breathlessness, throat pain, wet cough, stuffy nose and anxiety

of those suffering from long Covid are above 60 years of age. And they are those who have got infected with the Delta variant as it still persists. These people have either co-morbid conditions or have weak immunity," Virender Yadav, Chief Medical Officer, Gurgaon, stated.

Monitor and manage

"During this wave, those facing Covid symptoms are less than 5 per cent, as against 10-15 per cent during the Delta wave," said Suresh Kumar, MD, LNJP Hospital, Delhi. Narrottam Sharma, Chief Medical Officer in Jaipur, too, echoed

these observations. At Hyderabad's Yashoda Hospitals, Gopi Krishna Yedlapati, Consultant Interventional Pulmonologist, said, "Less than 2-3 per cent have this syndrome this time around. It is also little early to speak about the emerging scenario ... Most patients in ICU are a mixture of Omicron and Delta."

Though the numbers may seem small, the long-term implications are worrying doctors. Long Covid symptoms are monitored, and the person's weight management, nutrition and sleep, among other things are given attention.

WHO adds tocilizumab to 'pre-qualified' treatments list

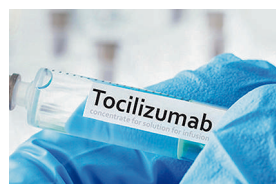
OUR BUREAU
Mumbai, February 12

The World Health Organization has added tocilizumab, a monoclonal antibody, to its list of pre-qualified treatments for Covid-19, taking the total tally of such treatments to six.

All three pre-qualified presentations (vials of different quantity) are manufactured by the originator company, Roche. The WHO pre-qualification process facilitates low- and middle-income countries to fast-track their adoption.

And in India, Cipla has an alliance with Roche to market the product.

"Tocilizumab is a monoclonal antibody that inhibits the Interleukin-6 (IL-6) receptor. Interleukin-6 induces an inflammatory response and is found in high



levels in patients critically ill with Covid-19," explained WHO.

'No IPR barriers'

Given intravenously, tocilizumab has been seen in clinical studies "to reduce death in certain patients with Covid-19 who are severely ill, are rapidly deteriorating and have increasing oxygen needs, and who have a significant inflammatory response. In the largest clinical trial (RECOVERY), tocilizumab also reduced patients' time in hospital," the WHO said.

Addressing access concerns on the product, WHO

said, "the patent for tocilizumab has expired for most of its uses, which means there should be no intellectual property barriers for this particular IL-6 blocker. However, there is low global availability of quality-assured biosimilars of the product."

Expensive product

The product is expensive and in short supply globally, it said.

"Originator company prices paid in lower-income markets are high — reportedly around ₹500-600 per dose. With demand surging and more manufacturers entering the market, prices could come down," it said, adding that WHO and partners were discussing lower prices and improved access in low- and middle-income countries with Roche.

Debashis Mitra elected as ICAI President



OUR BUREAU
New Delhi, February 12

The CA Institute has a new President in Debashis Mitra for the year 2022-23. In addition to this, Aniket Sunil Talati was elected as Vice President in New Delhi on Saturday.

Mitra will represent ICAI in various committees constituted by the Indian government and regulators, including the Government Accounting Standards Advisory Board (GASAB) and Audit Advisory Board — both constituted by the C&AG of India. He is also a board member of IRDA and a member of SEBI's Primary Market Advisory Committee.



POLYSPIN EXPORTS LIMITED

CIN : L51909TN1985PLC011683
Regd. Office : No.351, P.A.C.R. Salai, RAJAPALAYAM - 626 117.
E-mail : fibc@polyspin.in Website : www.polyspin.org

EXTRACT OF UNAUDITED CONSOLIDATED FINANCIAL RESULTS FOR THE QUARTER AND NINE MONTHS ENDED 31ST DECEMBER, 2021

(Rs. in Lakhs)

Sl.No.	Particulars	Quarter ended			Nine Months ended		Year ended
		Unaudited			Unaudited		
		31.12.2021	30.09.2021	31.12.2020	31.12.2021	31.12.2020	
1.	Total Income from Operations (Net)	6,851.05	7,206.72	6,442.84	21,166.02	16,580.95	23,899.22
2.	Net Profit for the period before tax	338.48	321.47	384.13	961.63	725.44	1,083.46
3.	Net Profit for the period after tax	242.12	231.65	299.19	684.95	543.24	749.96
4.	Share of Profit of Associates	15.82	2.27	53.96	23.33	151.11	124.09
5.	Total Comprehensive Income for the period after tax (Comprising Net Profit for the Period after tax and other Comprehensive Income after tax)	242.84	219.39	346.00	684.21	698.24	917.20
6.	Paid-up Equity Share Capital (Face Value of Rs.5/- each)	500.00	500.00	500.00	500.00	500.00	500.00
7.	Other Equity	---	---	---	4,875.63	4,028.37	4,246.71
8.	Basic & Diluted Earnings per Share of Rs.5/- each (in Rs.) (Not Annualized)	2.43	2.19	3.46	6.84	6.98	9.17

Notes :

- The above is an extract of the format of quarter and nine months ended financial results filed with the Stock Exchange under Regulation 33 of the SEBI (Listing Obligations and Disclosure Requirements) Regulations, 2015. The full format of Quarter and Nine months ended Financial Results (Standalone & Consolidated) are available on the Stock Exchange Website at www.bseindia.com and on the Company's Website at www.polyspin.org.
- The above financial results were reviewed by the Audit Committee of the Company and approved by the Board of Directors at their meeting held on February 12, 2022.
- Key Standalone financial information :


(Rs. in Lakhs)

Sl.No.	Particulars	Quarter ended			Nine Months ended		Year ended
		Unaudited			Unaudited		
		31.12.2021	30.09.2021	31.12.2020	31.12.2021	31.12.2020	
1.	Total Income from Operations (Net)	6,851.05	7,206.72	6,442.84	21,166.02	16,580.95	23,899.22
2.	Net Profit for the period before tax	338.48	321.47	384.13	961.63	725.44	1,083.46
3.	Net Profit for the period after tax	242.12	231.65	299.19	684.95	543.24	749.96

4. The previous period figures have been re-grouped / re-stated wherever necessary.

**By order of the Board of Directors
For POLYSPIN EXPORTS LIMITED
-Sd-
R.RAMJI
MANAGING DIRECTOR & CEO**

**Place : Rajapalayam
Date : February 12, 2022**



ASHOKA BUILDCON LIMITED

CIN:L45200MH1993PLC071970
Regd. Office: S. No. 861, Ashoka House, Ashoka Marg, Vadala, Nasik - 422 011
Phone No: 0253-6633705, Fax: +0253 2236704, Email: investors@ashokabuildcon.com, Website: www.ashokabuildcon.com

EXTRACT OF UNAUDITED CONSOLIDATED FINANCIAL RESULTS FOR THE QUARTER & NINE MONTHS ENDED 31ST DECEMBER, 2021

Rs. in lakhs except for EPS

Particulars	Quarter ended			Nine Months ended		Year ended	
	31.12.2021	30.09.2021	31.12.2020	31.12.2021	31.12.2020		31.03.2021
	Unaudited	Unaudited	Unaudited	Unaudited	Unaudited		Audited
1 Total Income from operations	147,537.75	130,470.94	133,112.41	409,023.34	334,165.11	512,187.20	
2 Net profit / (loss) for the period before tax	9,529.78	12,646.10	12,877.20	34,626.01	23,423.91	43,765.06	
3 Net profit / (loss) for the period after tax and share of profit / (loss) of associates	38,916.04	7,809.73	8,730.43	54,675.86	12,005.85	27,348.07	
4 Net profit / (loss) for the period attributable to shareholders of the company	39,247.44	7,993.80	8,844.58	55,262.96	13,376.40	27,622.24	
5 Total comprehensive income / (loss) for the period (comprising profit / (loss) for the period (after tax) and other comprehensive income/(loss) (after tax)	38,912.56	7,805.90	8,724.38	54,661.94	11,991.42	27,330.50	
6 Total comprehensive income / (loss) attributable to shareholders of the company	39,244.03	7,990.89	8,840.08	55,250.02	13,365.25	27,603.76	
7 Paid-up equity share capital (face value of Rs. 5/- each)	14,036.16	14,036.16	14,036.16	14,036.16	14,036.16	14,036.16	
8 Other equity						47,895.10	
9 Earning Per Share (EPS) (Face Value of Rs. 5/- each)							
i Basic Rs.	13.98	2.85	3.15	19.69	4.76	9.84	
ii Diluted Rs.	13.98	2.85	3.15	19.69	4.76	9.84	

KEY STANDALONE FINANCIAL INFORMATION FOR THE QUARTER & NINE MONTHS ENDED 31ST DECEMBER, 2021

Rs. In Lakh

Particulars	Quarter ended			Nine Months ended		Year ended	
	31.12.2021	30.09.2021	31.12.2020	31.12.2021	31.12.2020		31.03.2021
	Unaudited	Unaudited	Unaudited	Unaudited	Unaudited		Audited
1 Total Income from operations	113,278.53	97,618.90	102,798.93	316,758.22	257,601.90	400,960.10	
2 Profit before tax	(66,142.83)	12,706.95	11,286.20	(39,966.28)	34,349.49	54,722.64	
3 Profit after tax	(69,355.44)	9,559.41	8,563.62	(49,662.79)	25,940.80	40,812.64	

1. The financial results have been prepared in accordance with Indian Accounting Standards ('Ind AS') prescribed under section 133 of the Companies Act, 2013 read with relevant rules thereunder and in terms of Regulation 33 of the SEBI (Listing Obligations and Disclosure Requirements) Regulations, 2015 (as amended) and SEBI circular dated 5th July, 2016.

2. The above is an extract of the detailed format of unaudited consolidated financial results for the nine months ended 31st December, 2021 filed with the stock exchanges under Regulation 33 of the SEBI (Listing Obligations and Disclosure Requirements) Regulations, 2015. The full format of the unaudited financial results (standalone and consolidated) for the nine months ended 31st December, 2021 is available on the Company's website i.e. www.ashokabuildcon.com under Investor Information section and on the stock exchange websites i.e. www.bseindia.com and www.nseindia.com.

3. The above results have been reviewed and recommended to the Board of Directors by the Audit Committee and subsequently approved by the Board of Directors at the respective meetings held on 12th February, 2022.

**For and on behalf of the Board of Directors of
Ashoka Buildcon Limited
Sd/-
(Satish D. Parakh)
Managing Director
DIN : 00112324**

**Place: Nashik
Date : February 12, 2022**

ISGEC HEAVY ENGINEERING LIMITED

Regd. Office: Radaur Road, Yamunanagar - 135001, Haryana
CIN: L23423HR1933PLC000097, Ph: +91-120-4085405, Fax: +91-120-2412250
Email: cfo@isgcec.com, Website: www.isgcec.com

EXTRACT OF STANDALONE AND CONSOLIDATED FINANCIAL RESULTS FOR THE QUARTER AND NINE MONTHS ENDED 31.12.2021

(₹ in lakhs except earnings per share)


Sl. No.	Particulars	Standalone			Consolidated		
		Quarter ended	Nine months ended	Quarter ended	Quarter ended	Nine months ended	Quarter ended
		31.12.2021	31.12.2021	31.12.2020	31.12.2021	31.12.2021	31.12.2020
		(Unaudited)	(Unaudited)	(Unaudited)	(Unaudited)	(Unaudited)	(Unaudited)
1.	Total Income from Operations	1,11,863	3,10,480	1,18,570	1,40,258	3,91,530	1,42,342
2.	Net Profit/(Loss) for the period (before Tax, Exceptional and/or Extraordinary Items)	4,965	9,978	7,465	7,772	10,970	9,651
3.	Net Profit/(Loss) for the period before Tax (after Exceptional and/or Extraordinary Items)	4,965	9,978	7,465	7,772	10,970	9,651
4.	Net Profit/(Loss) for the period after Tax (after Exceptional and/or Extraordinary Items)	3,678	7,761	5,529	5,196	7,580	6,488
5.	Total Comprehensive Income for the period (Comprising Profit/(Loss) for the period (after Tax) and Other Comprehensive Income (after tax))	3,689	7,977	5,540	5,226	7,361	6,500
6.	Equity Share Capital	735	735	735	735	735	735
7.	Reserves (excluding Revaluation Reserve) as shown in the Audited Balance Sheet of the previous year		1,66,723			2,01,415	
8.	Earnings Per Equity Share (of ₹1/- each) (not annualised)						
	(a) Basic (in ₹)	5.00	10.55	7.52	6.40	9.68	9.01
	(b) Diluted (in ₹)	5.00	10.55	7.52	6.40	9.68	9.01

Notes:

- The above Standalone and Consolidated results of the Company were reviewed by the Audit Committee and approved by the Board of Directors at their respective meetings held on February 12, 2022.
- The financial results of the Company have been prepared in accordance with Indian Accounting Standards (Ind AS) notified under the Companies (Indian Accounting Standards) Rules, 2015 as amended thereafter.
- The Company has considered the possible effects that may arise out of the still unfolding COVID-19 pandemic on the Company's operations and the carrying amounts of property, plant & equipment, intangible assets, investments, inventories, trade receivables, etc. For this purpose, the Company has considered internal and external sources of information up to the date of approval of the Standalone and Consolidated Financial Results. Based on the current estimates, the Company does not expect any significant impact on such carrying values. The impact of COVID-19 on the Company's Standalone and Consolidated financial statements may differ from that estimated as at the date of approval of the Standalone and Consolidated financial statements.
- The Indian Parliament has approved the Code on Social Security, 2020 relating to employee benefits during employment and post employment benefits which would impact the contributions by the company towards Provident Fund and Gratuity. The Ministry of Labour and Employment has released draft rules for the Code on Social Security, 2020 on November 13, 2020, and has invited suggestions from stakeholders which are under active consideration by the Ministry. The Company will assess the impact once the subject rules are notified and will give appropriate impact in its financial statements in the period in which the Code becomes effective and the related rules are published.
- The above is an extract of the detailed format of Financial Results filed with the Stock Exchange under Regulation 33 of the SEBI (Listing Obligations and Disclosure Requirements) Regulations, 2015. The full format of the Financial Results are available on the Stock exchange website, www.bseindia.com, and on the Company's website www.isgcec.com.
- The figures for the corresponding previous periods have been regrouped, wherever necessary, to make them comparable.

FOR ISGEC HEAVY ENGINEERING LIMITED
(Aditya Puri)
Managing Director

Date : February 12, 2022
Place : Noida



RUBFILA International Limited

CIN L25199KL1993PLC007018
Regd. Office: New Indl. Dev. Area, Menonpara Road, Kanjikode, PALAKKAD - 678 621, Kerala.
Phone No. 0491 2567261 - 64, e-Mail: rubfila@gmail.com

Extract of Unaudited Financial Results For the Quarter/ Nine Months Ended 31st December 2021

Standalone / Consolidated Results

(₹ in Lakhs)

Sl. No.	Particulars	Standalone Results			Consolidated Results		
		Quarter ended	Nine Months ended	Corresponding Quarter ended	Quarter ended	Nine Months ended	Corresponding Quarter ended
		31.12.2021	31.12.2021	31.12.2020	31.12.2021	31.12.2021	31.12.2020
1)	Total Income from Operations (net)	10,823.57	30,442.26	7,153.81	12,497.73	34,803.56	8,609.59
2)	Net Profit/(Loss) for the period (before Tax and Exceptional Items)	1,472.30	4,568.48	1,317.73	1,544.77	4,789.33	1,445.22
3)	Net Profit/(Loss) for the period before Tax (after Exceptional Items)	1,274.86	4,371.04	1,317.73	1,347.33	4,591.89	1,445.22
4)	Net Profit/(Loss) for the period after Tax	945.15	3,246.07	980.01	999.09	3,411.22	1,084.04
5)	Total Comprehensive Income for the period (Comprising Profit & Loss for the period (after Tax) and Other Comprehensive Income (after tax))	945.15	3,246.07	980.01	999.09	3,411.22	1,084.04
6)	Equity Share Capital (Face Value Rs.5/-)	2,713.38	2,713.38	2,600.88	2,713.38	2,713.38	2,600.88
7)	Reserves (Excluding Revaluation Reserve as shown in the Balance Sheet of Previous Year)*						
8)	Earnings Per Share -EPS (of Rs.5/- each) (for Continuing operations)						
	a) Basic	1.74	5.98	1.95	1.84	6.29	2.16
	b) Diluted	1.74	5.98	1.95	1.84	6.29	2.13

Notes:-

- The above is an extract of the detailed format of Quarterly/Nine months ended Financial Results filed with the Stock Exchanges under Regulation 33 of the SEBI (Listing Obligations and Disclosure Requirements) Regulations, 2015. The full format of the Quarterly/Annual Financial Results are available on the Websites of the Stock Exchange, and on Company's Website www.rubfila.com.
- The above standalone and consolidated unaudited financial results have been prepared in accordance with Indian Accounting Standards (Ind AS) as prescribed under section 133 of Companies Act, 2013 read with relevant rules issued thereunder.
- The above standalone and consolidated unaudited financial results were reviewed by the Audit Committee at the meeting held on February 11, 2022 and approved by the Board of Directors and taken on record at the meeting held on February 11, 2022. Limited review under regulation 33 of the SEBI (Listing Obligations and Disclosure Requirements) Regulations, 2015 has been carried out by the statutory auditors of the company. The auditors has expressed an unmodified opinion on the above results.
- The consolidated financial results of the quarter ended December 31, 2021 and year to date result of March 31, 2021 includes the financial results of its wholly owned subsidiary M/s Premier Tissues India Limited.
- The company has only one reportable business segment viz. "Latex Rubber Thread" and its subsidiary also has one reportable business segment viz "Paper

தினமலர்

மதுரை | ஞாயிறு | 13.2.2022



பாலிஸ்பின் எக்ஸ்போர்ட்ஸ் லிமிடெட்

நிறுவனத்தின் அடையாள எண் : L51909TN1985PLC011683

பதிவு அலுவலகம் : 351,பி.ஏ.சி.ஆர். சாலை, இராஜபாளையம்-626 117.

மின்னஞ்சல்: fbc@polyspin.in, இணையதளம்: www.polyspin.org

(ரூபாய் இலட்சங்களில்)

31.12.2021 அன்றுடன் முடிவடைந்த காலாண்டு மற்றும் ஒன்பது மாதங்களுக்கான தணிக்கை செய்யப்படாத தொகுக்கப்பட்ட நிதிநிலை முடிவுகள்

வ.எண்	விபரங்கள்	முடிவடைந்த காலாண்டிற்கானது			முடிவடைந்த ஒன்பது மாதங்களுக்கானது		முடிவடைந்த முழு ஆண்டிற்கானது
		தணிக்கை செய்யப்படாதது			தணிக்கை செய்யப்படாதது		தணிக்கை செய்யப்பட்டது
		31.12.2021	30.09.2021	31.12.2020	31.12.2021	31.12.2020	31.03.2021
1.	மொத்த வருமானம்	6,851.05	7,206.72	6,442.84	21,166.02	16,580.95	23,899.22
2.	நிகர லாபம் வரிக்கு முன்	338.48	321.47	384.13	961.63	725.44	1,083.46
3.	நிகர லாபம் வரிக்கு பின்	242.12	231.65	299.19	684.95	543.24	749.96
4.	அசோசியேட்-ன் நிகர லாபத்தின் பங்கு	15.82	2.27	53.96	23.33	151.11	124.09
5.	இக்காலத்திற்கான விரிவான வருமானம் வரிக்குப்பின் (வரிக்குப் பிந்தைய நிகர லாபம் மற்றும் வரிக்கு பின் இதர விரிவான வருமானத்தை உள்ளடக்கியது).	242.84	219.39	346.00	684.21	698.24	917.20
6.	சரிவிகிதப் பங்கு மூலதனம் (முகமதிப்பு ரூ.5/- ஒரு பங்குக்கு)	500.00	500.00	500.00	500.00	500.00	500.00
7.	ரிசர்வுகள் - மறுமதிப்பீட்டில் ரிசர்வுகள் நீங்கலாக	---	---	---	4,875.63	4,028.37	4,246.71
8.	அடிப்படை மற்றும் திட்டம் குறைந்த பங்கு ஒன்றிற்கான சம்பந்தியம் (முகமதிப்பு ரூ.5/- ஒரு பங்குக்கு) (ரூபாயில்) (ஆண்டு விகிதம் செய்யப்படவில்லை)	2.43	2.19	3.46	6.84	6.98	9.17

குறிப்புகள் :

- மேற்கண்ட நிதிநிலை முடிவுகள் SEBI (பட்டியல் மற்றும் இதர வெளியீடு தேவைகள்) விதிமுறைகளில் சொல்லப்பட்ட விதி எண். 33-ன் படி பங்கு வரித்தக நிறுவனத்தில் தாக்கல் செய்யப்பட்ட காலாண்டு மற்றும் ஒன்பது மாதங்களுக்கான நிதிநிலை முடிவுகளின் முழு விவரத்தின் கருக்கமாக உள்ளது. காலாண்டு மற்றும் ஒன்பது மாதங்களுக்கான நிதிநிலை முடிவுகளின் முழு விவரம் பங்குச்சந்தையின் இணையதளம் www.bseindia.com மற்றும் கம்பெனியின் இணையதளம் www.polyspin.org ஆகியவற்றில் உள்ளது.
- மேற்கண்ட தணிக்கை செய்யப்படாத நிதிநிலை முடிவுகள் பிப்ரவரி 12, 2022 அன்று நடைபெற்ற தணிக்கை குழு கூட்டத்தில் பரிசீலிக்கப்பட்டு மற்றும் இயக்குநர்கள் குழு கூட்டத்தில் பதிவுக்காக எடுத்துக்கொள்ளப்பட்டன.
- தணிக்கை நிதிநிலை தகவலின் முக்கிய கூறுகள்

(ரூபாய் இலட்சங்களில்)

வ.எண்	விபரங்கள்	முடிவடைந்த காலாண்டிற்கானது			முடிவடைந்த ஒன்பது மாதங்களுக்கானது		முடிவடைந்த முழு ஆண்டிற்கானது
		தணிக்கை செய்யப்படாதது			தணிக்கை செய்யப்படாதது		தணிக்கை செய்யப்பட்டது
		31.12.2021	30.09.2021	31.12.2020	31.12.2021	31.12.2020	31.03.2021
1.	மொத்த வருமானம்	6,851.05	7,206.72	6,442.84	21,166.02	16,580.95	23,899.22
2.	நிகர லாபம் வரிக்கு முன்	338.48	321.47	384.13	961.63	725.44	1,083.46
3.	நிகர லாபம் வரிக்கு பின்	242.12	231.65	299.19	684.95	543.24	749.96

- முந்தைய காலங்களின் இலக்கங்கள் தேவைப்பட்டவாறு சேர்க்கப்பட்டு மறுவரிசைப்படுத்தப்பட்டுள்ளன.

(000,1

பாலிஸ்பின் எக்ஸ்போர்ட்ஸ் லிமிடெட்-இற்காக,
- ஒப்பம் -

ஆர். ராமஜி

இடம் : இராஜபாளையம்

தேதி : பிப்ரவரி 12, 2022

நிர்வாக இயக்குநர் மற்றும் முதன்மை நிர்வாக அதிகாரி